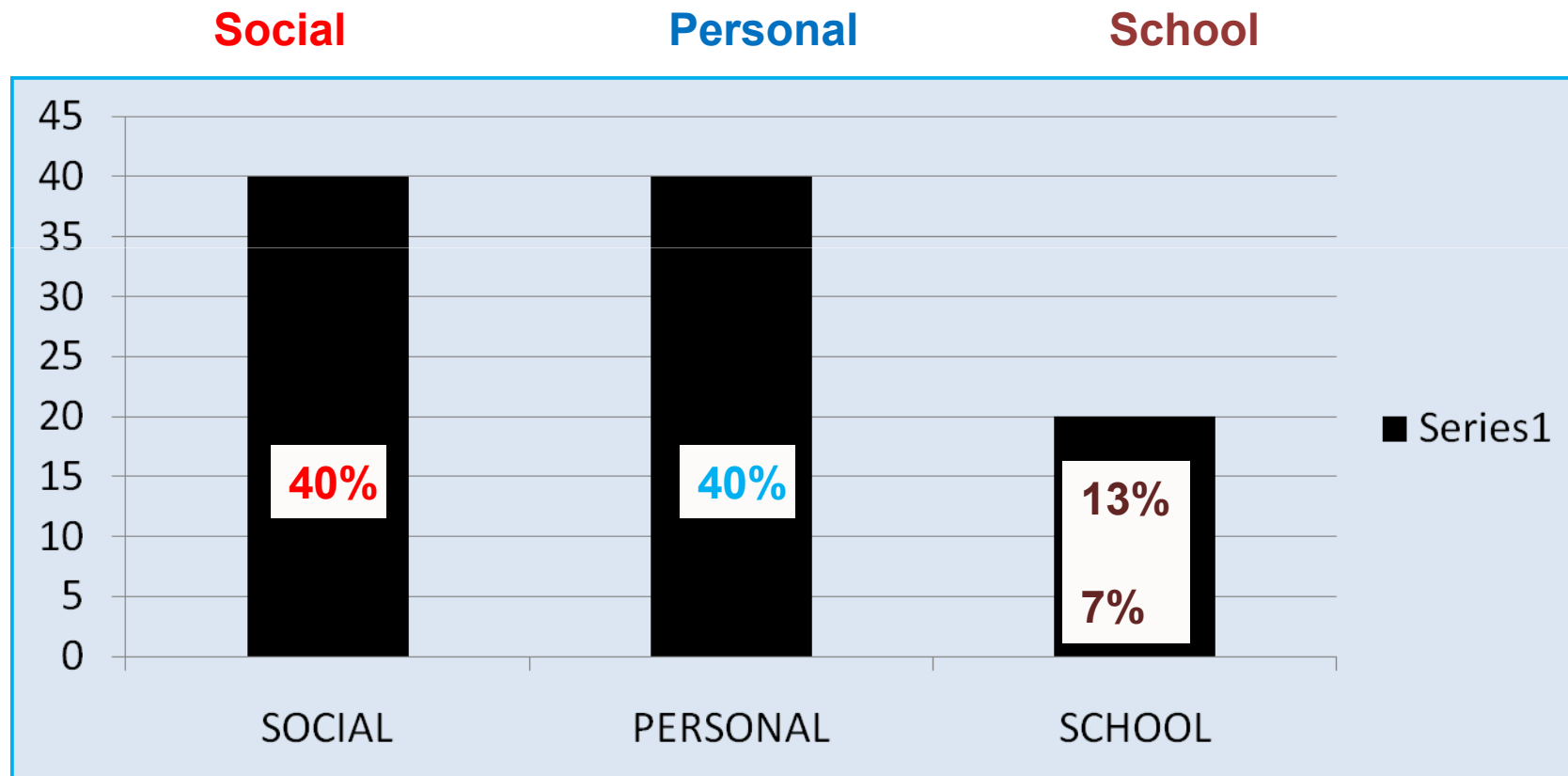


Literacy and Numeracy

Overview for Parents and
the difference they make !

The variables influencing a child's life chances, well being and educational success:-

Family ,Social Capital ,Social Class, Poverty
Resilience, Readiness, Motivation, Ability
School



Start with the end in mind!

- **What do you do to ease the academic transition from 6th class to first year?**

Moving Up- Key findings ESRI

The Experience of 1st years in PP Schools



➤ **Mismatch**

Irish, English and Maths between P. and P.P.

➤ **Familiarity with P. curriculum**

Only half of P.P. teachers

➤ **Taster subjects**

No negative impact on student progress

➤ **Streaming**

Higher streams - longer to settle

Lower streams less progress in reading and writing

Moving Up

- **Teaching methodologies** –generally traditional
- **Test scores** - in Reading and Mathematics do not improve for majority in 1st yr of PP.
- **Student attitude to school**- less positive
- **Learning support** – helped but would like help with homework.

Second Year

- **Critical year for student engagement-template for Leaving Certificate performance?**
- **How do you maintain student engagement in second year?**

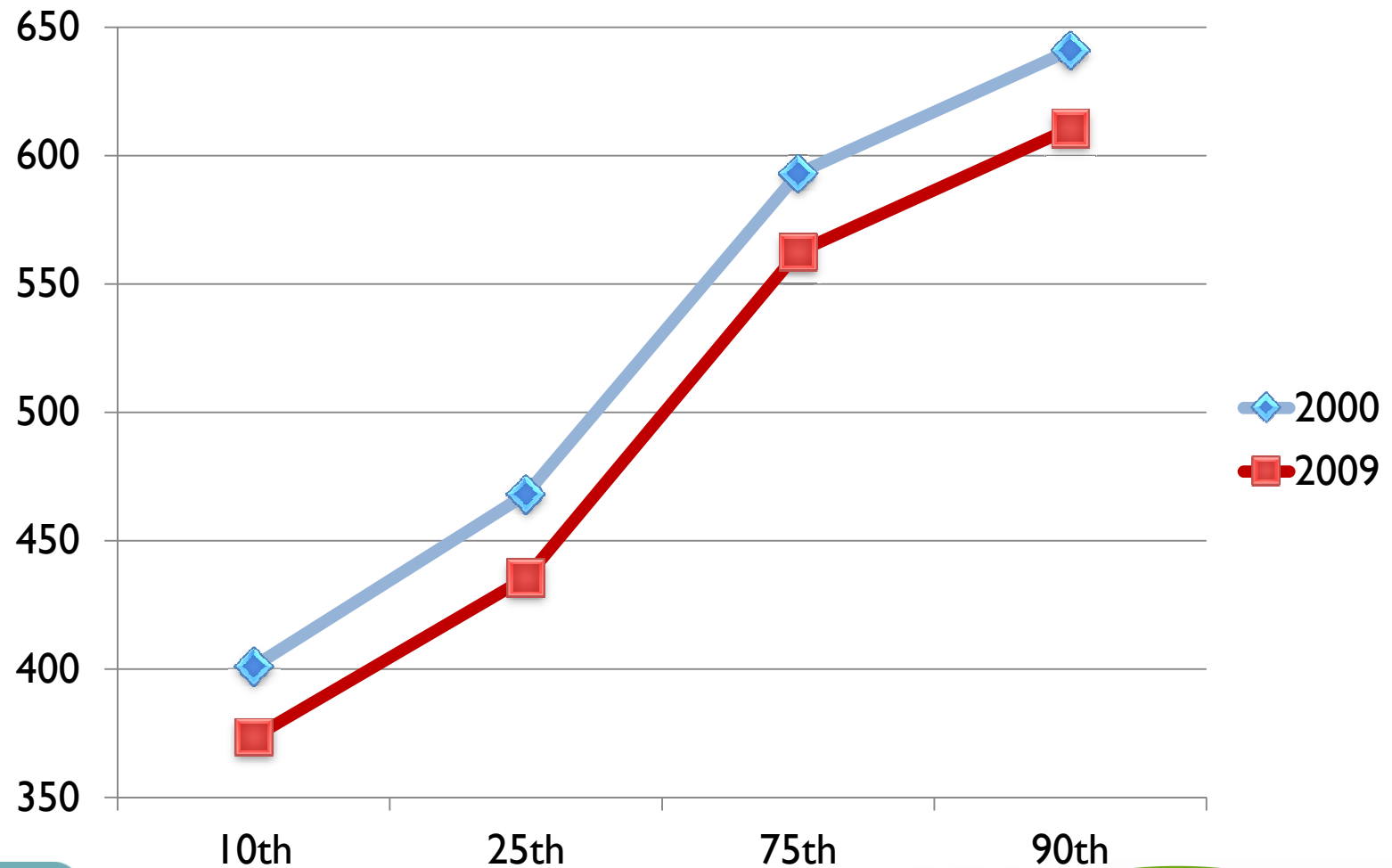
Senior Cycle

- How do you help students maximise the opportunity of Senior Cycle?

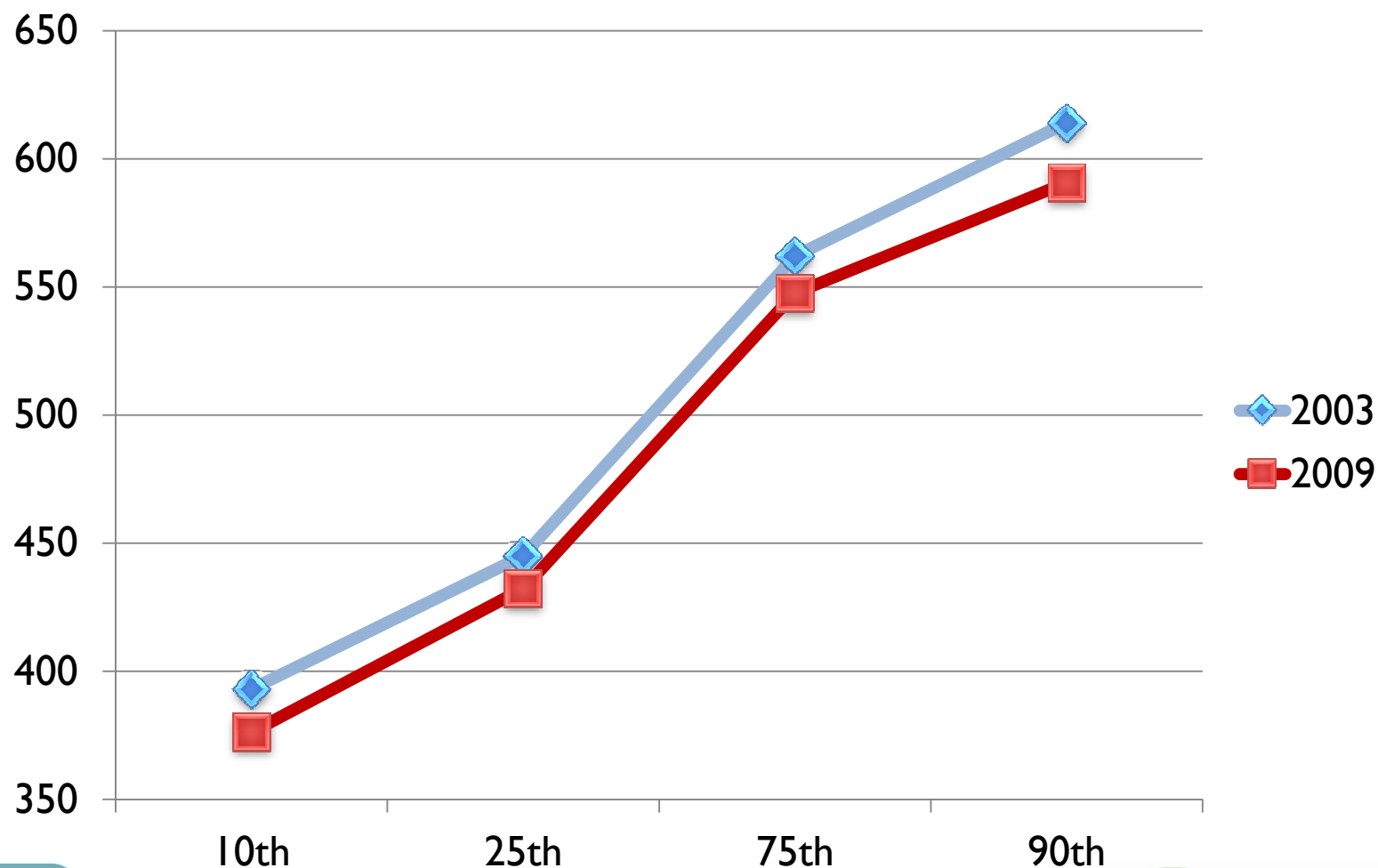
Key findings from PISA 2009

- Standards of 15-year olds in reading literacy and mathematics have been declining since 2000
- 15-year old students were read significantly less as a leisure time activity in 2009 than in 2000
- The gender gap in reading literacy is widening worldwide
- Nearly one-quarter of Irish boys have low literacy levels

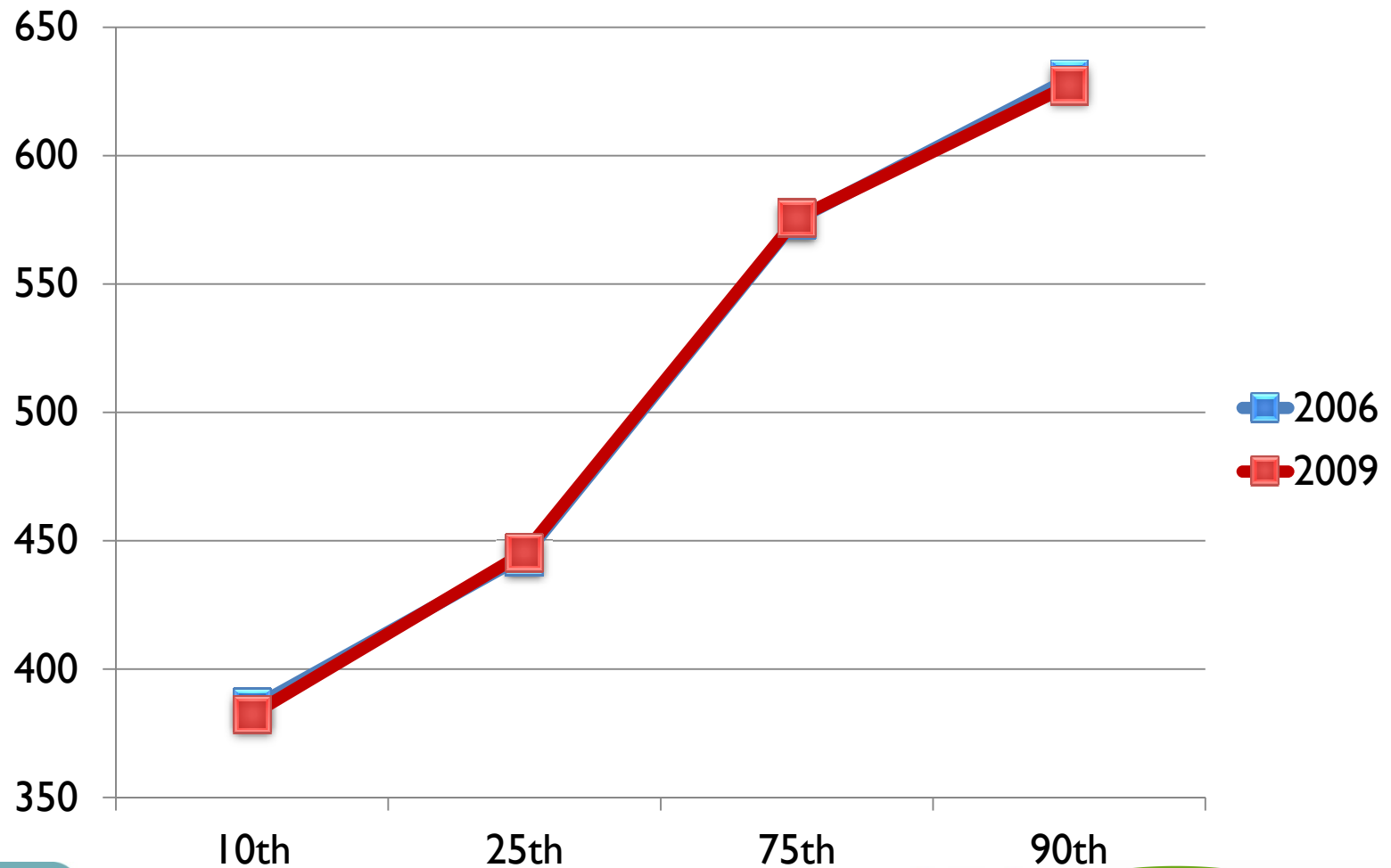
Key Percentile Markers - Reading



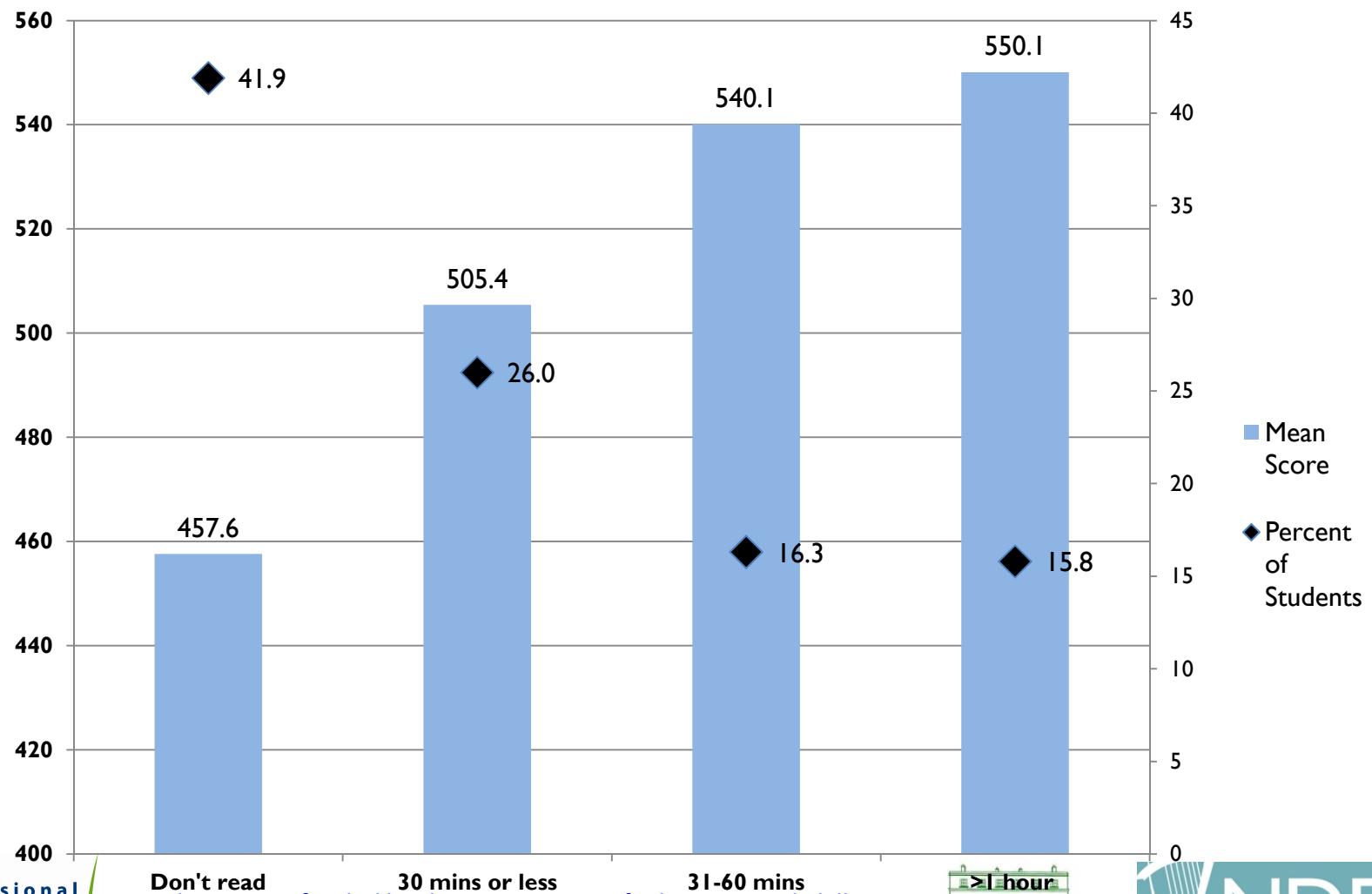
Key Percentile Markers - Mathematics



Key Percentile Markers - Science



Association between Frequency of Reading for Enjoyment and Performance (2009)



Characteristics associated with higher levels of reading achievement

- Students in Transition Year achieved significantly higher reading and science scores than students in all other grade levels
- Students attending girls secondary schools achieved significantly higher reading scores than students in all other school types
- Students attending schools with lower levels of negative student behaviour

Characteristics associated with lower levels of reading achievement

- Students belonging to lone-parent families
- First generation migrant students
- Migrant students who don't speak English/Irish
- Students who spend more than 8 hours a week during term time in paid work
- Students attending DEIS schools

PISA-characteristics (cond.)

Greater number of students in Transition Year
(up from 16% in 2000 to 24% in 2009)
completed the assessment.

- Largest drop in mathematics occurred in TY –
insufficient maths periods in TY / lower student
engagement?

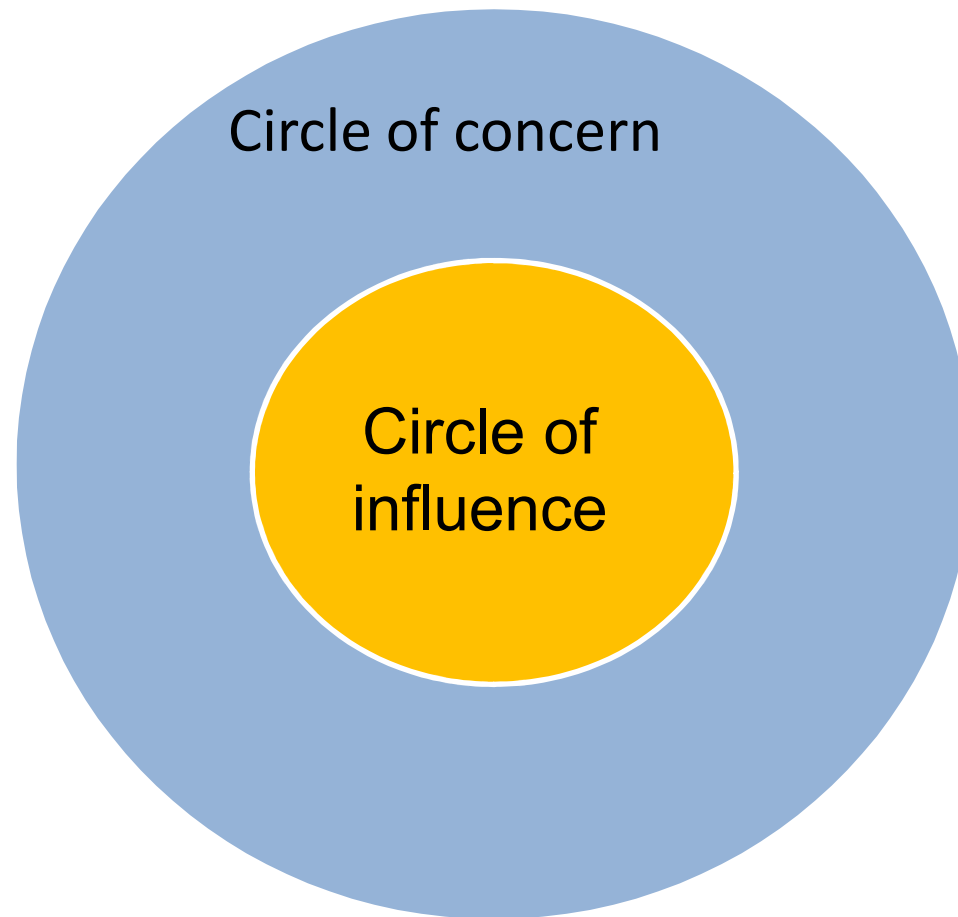
Implications for Schools

- Are there messages for the type of school experience we offer our 15year olds in Junior Cycle/TY?
- What has happened to Reading among 15yr olds?
- Why has the performance in Maths declined esp. among boys?
- Do we need to look at the Transition Year programme we offer? Timetable?

Where to now? Draft National Plan for Literacy and Numeracy.

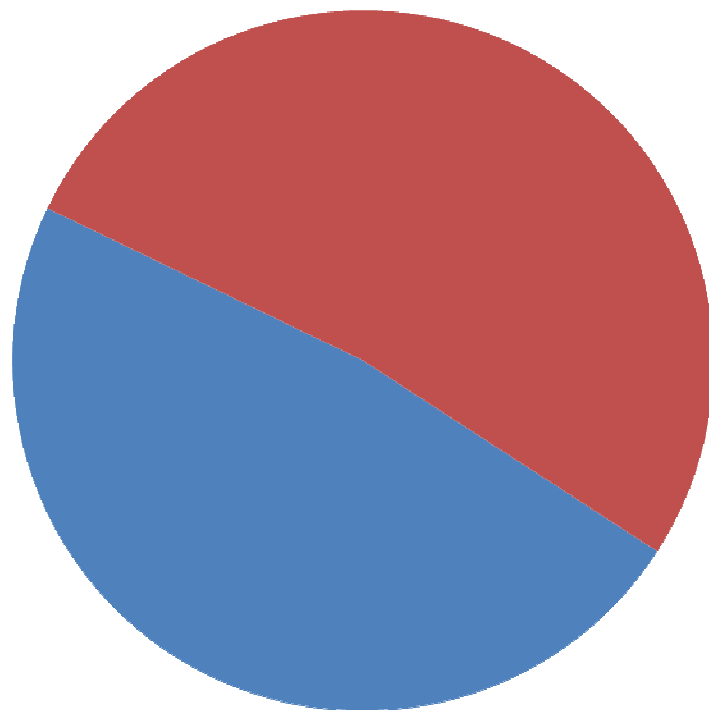
- Make use of standardised tests in literacy and numeracy mandatory at fixed points
 - End of 2nd class, 4th class, 6th class, 2nd year P/P
 - Require schools to assess students and report to parents; aggregated data to BOM
 - Collect school assessment data centrally
 - Provide school with own data and comparative data to assist in school self-evaluation.

A word about Parents!



The percentage of 15 year olds in the years 2000 and 2006, who report that their parents discuss how well they are doing at school, at least

How was school today?



- Parents regularly ask about school
- Parents do not discuss school



Family		Pupil	School / Teacher		
No. of books in home	++++	Academic expectations	+++	DEIS points	---
SES	+++	Self-concept maths	+++	% employed parent	+++
Parent confidence	+++	Speak "another" language at home	---	% Lone parent	--
Traveller Com'ty	---	TV in bedroom	--	Attendance rate	++
Employed parent	++	Value/enjoy reading	++	% EAL pupils	-
Educational Resources	++	Self-rating on Reading/Maths	++	Teaching experience	+
Lone parent	-	Moderate internet/games usage	+	Extra qualification	+
Family size	-			Teacher confidence	+
Public library	+			Tablebooks (math)	-
Quiet study place	+			Worksheets (read)	-
Parent reading habits	+				

Parents

- 10% of pupils had 11 or fewer non-school books at home. BUT, 81% of these pupils had a TV in their own bedroom
- Half of Sixth class pupils rated as *good* at reading by their parents were at or below Proficiency Level 1

Life-chances

- School leavers who leave school without any second level qualification are 5.5 times more likely to be unemployed than those with a LC
- Youth unemployment levels likely to rise during economic downturn
- Employment of male school leavers is becoming increasingly concentrated in one sector
- Hourly pay rates increase with level of education

Life-chances

- Girls with Junior Certificate or no qualifications are almost four times more likely to become lone mothers
- More reliant on local authority housing
- Education has a direct effect on health outcomes
- Less likely to engage in sport
- More likely to be in receipt of a medical card

You make a difference!

